














HIGHWAY 238  
Hwy 238 to Applegate/Grants Pass

Hwy 238 to Medford



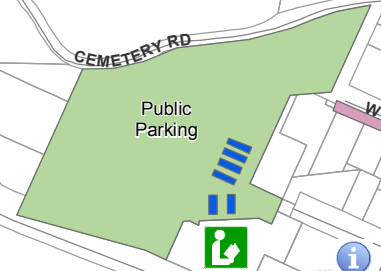
### Downtown Parking

-  ADA Parking
-  Bus / RV Parking
-  Fire Truck Emergency Parking Only
-  Hourly Parking Before 5 p.m.
-  Parking, No Time Limit
-  Public Parking, No Time Limit
-  Residential Permit Parking Only

-  Fire Station
-  Information
-  Police Station / City Offices
-  Post Office
-  Public Library
-  Trolley

**\*\* No parking within 20 feet of any intersection. (See diagram on back)**

April 2013



S. Stage Road to Medford, Phoenix, and Ashland

